




READY FOR 2ND GRADE!

a summer learning packet





Dear Parents,
How quickly the year has
flown by! We hope that this
summer is a time of rest,
relaxation and rejuvenation!
In an effort to keep all
students sharp and ready for
September we have created a
summer packet with
websites, a suggested
schedule and resources!


Second Grade Here We Come!



Summer Schedule

Monday	Tuesday	Wednesday	Thursday	Friday
Log into Raz Kids *Take a Quiz*	Log into Raz Kids *Record yourself Reading!*	Log into Raz Kids *Take a Quiz*	Log into Raz Kids *Record yourself Reading!*	Virtual Field Trip Day! *Pick a website to visit*
Log into I-Ready Math!	Log into Zearn	Log into I-Ready Reading!	Pick a writing journal prompt!	Practice your sight words!

This is a suggested schedule



Logging In



All students have an i-Ready log in from the 2019-2020 school year. Teachers have copies of log in cards that will be sent to all families via Remind! Both i-Ready Math and Reading are on the same one account.



All students currently have Zearn accounts. Please continue to use this account through the summer.



For the summer, we will be switching to the following account. Each student will no longer have their individual account but a shared account.

Username: mvourderis0

Password: sniir297

Virtual Field Trip Websites

1. Immerse yourself in Canadian farm and food tours—from raising pigs to making milk and cheese.
<https://www.farmfood360.ca/>
2. Visit a Planetarium-Through Stellarium Web, kids can explore over 60,000 stars, locate planets, and watch sunrises and solar eclipses.
<https://stellarium-web.org/>
3. Learn all about Volcanos! The U.S. Geological Survey monitors volcanoes in the United States. Their interactive map allows you to click on and learn about any volcano in the country.
<https://avo.alaska.edu/activity/Spurr.php>
4. Get in touch with nature! The Nature Conservancy offers 11 virtual field trips that allow students to do everything from exploring a coastal rainforest while in a canoe to unlocking the secrets of coral reefs in the Dominican Republic
<https://www.natureworkseverywhere.org/resources/filter/type/virtual-field-trip-video/>
5. Take a trip to Yellowstone! The first established National Park and popular vacation destination is now accessible to virtual travelers.
<https://www.nps.gov/yell/learn/photosmultimedia/webcams.htm>
6. Visit the Great Lakes! This virtual field trip from Great Lakes Now has three components: coastal wetlands, algae, and lake sturgeon. Each video is a quick five minutes.
<https://www.greatlakesnow.org/educational-resources/virtual-field-trip/>

There are many many more if you google “virtual field trip”!

Summer Journal Ideas

- Make a summer bucket list.
- Write about what you will do each day.
- Write about your goals for the summer.
- Write about ways you can become a better reader.
- Write about what you will do with your family this summer.
- Write about your dream summer.
- Write about what you can do to keep your brain active.
- Write a list of books you plan to read this summer.
- Write about the best day you've had since school let out.
- Write about what you are looking forward to next school year.
- Write about how you will do your best in school next year.

seuss-tastic.blogspot.com

Non-screen activities you can do at home

Pobble

What can you do when there's no school and you're stuck at home? Here are 25 fun ideas to choose from.



25
ideas!

1 How many different words can you make from the letters in this sentence, below?

Grab a pencil and paper and write a list!

'Learning from home is fun'

2 Thank a community hero.

Think of someone that helps you in some way and write a short letter to thank them.

Thanks!

3 Get building!

You could build a Lego model, a tower of playing cards or something else!



4 Can you create your own secret code?

You could use letters, numbers, pictures or something else! Can you get someone else to try and crack it?

5 Start a nature diary.

Look out of the window each day and keep note of what you see. Birds, flowers, changes in the weather, what else?

6 Hold a photo session. Use a camera or a mobile phone to take some snaps. What will you photograph? Your pets or toys perhaps?

7 Build a reading den. Find somewhere cosy, snuggle up and read your favourite book!



8 Use an old sock to create a puppet. Can you put on a puppet show for someone?



9 Make a list of all the electrical items in each room of your home.

Can you come up with any ideas to use less electricity?

10 Design and make a homemade board game and play it with your family.



11 Do something kind for someone.

Can you pay them a compliment, make them something or help them with a task?



12 Can you create a story bag?

Find a bag and collect items to go in it that relate to a well known story. If you can't find an item, you could draw a picture to include.

13 List making! Write a list of things that make you happy, things you're grateful for or things you are good at.



14 Design and make an obstacle course at home or in the garden. How fast can you complete it?



15 Can you invent something new?

Perhaps a gadget or something to help people? Draw a picture or write a description.




16 Keep moving! Make up a dance routine to your favourite song.



17 Write a play script. Can you act it out to other people?



18 Read out loud to someone. Remember to read with expression.



19 Write a song or rap about your favourite subject.



20 Get sketching!

Find a photograph or picture of a person, place or object and sketch it.



21 Junk modelling! Collect and recycle materials such as yoghurt pots, toilet rolls and boxes and see what you can create with them.

22 Draw a map of your local area and highlight interesting landmarks.





























23 Write a postcard to your teacher. Can you tell them what you like most about their class?

24 Draw a view. Look out of your window and draw what you see.



25 Get reading! What would you most like to learn about? Can you find out more about it in books? Can you find a new hobby?

The ABCs of Screen-Free Time at Home

Airplane fun! Using the same type of paper, build three different paper airplanes. Test them to see how far they fly. 	Build with Legos, Magna-Tiles, or Marble Maze. 	Call a relative and interview him/her. 	Draw your favorite book, toy, or stuffed animal. 
Explore the kitchen pantry. Pick 10 items (cereal, soup, pasta), and write down the states in which they were manufactured. 	Fort building! Build a fort using blankets or sheets. Grab a flashlight, and read in your fort for fifteen minutes. 	Go play a board game or a card game. 	Help put a smile on someone's face! Write, address, stamp, and mail a real letter to a relative, a friend, a teacher, etc. 
Imagine, create, and fly a flag that tells the world about you. 	Jump rope for 10 minutes. Challenge yourself to create a jump rope routine to your favorite song. 	Kinetic sand, Play-doh, and slime time! 	Listen in silence for 10 minutes, and write down every sound you hear. 
Measure the perimeter of three rooms in your home. 	Need a laugh? Learn and perform three jokes. 	Obstacle course challenge! Design a course throughout your home (going up/down stairs, crawling under tables, etc.). 	Put together a puzzle. 
Q-Tip paint! Use Q-Tips to paint a picture. Recreate the picture using paint brushes. Compare your two paintings. 	Research and perform three magic tricks. 	Sticker art! Use stickers to create a picture. 	Try your hand at baking (with an adult)! 
Use household materials to make and play an instrument. 	Vacation time! In your journal, describe the next vacation our family should take. 	Write with chalk. 	eXperiment with baking soda and vinegar. Pretend to make a volcano erupt! 
Your challenge is to make a parachute for a small character. You can only use a coffee filter, a paper/plastic cup, string, tape, and a small character. 	Zany zoo animals! Using one piece of paper, fold each corner in, and then fold the paper in half. It will stand up. Cut an oval or circle shape out of the paper on the edges of the "feet." Use paper, foam felt, yarn, glitter, and anything else you can find to create eyes, a head, tails, fins, horns, a beard, etc. Give your animal a name. 		

Sight Words: Summer Review!

Word List A	
the	we
I	it
to	and
a	up
is	at
my	see
go	he
me	do
like	you
on	an
in	can
so	no
	am

Word List B	
went	will
are	too
this	all
look	be
for	as
get	ball
come	by
got	day
play	did
was	has
had	her
they	him
	fun

Word List C	
eat	sat
if	read
jump	run
man	she
or	sit
not	then
mom	his
out	say
now	us
of	yes
put	saw
ran	girl
	how

Word List D	
when	back
your	I'm
about	because
from	very
than	could
away	have
them	make
came	any
big	into
been	there
after	were
who	mother
	just

Word List E	
little	three
two	their
going	where
here	want
but	today
that	home
said	down
over	under
don't	much
our	love
what	know
with	take
	let

Word List F	
things	more
school	idea
walk	soon
always	often
great	such
find	best
until	think
last	family
high	never
easy	house
next	wait
pretty	same
	ask

Word List G	
again	might
each	suddenly
begin	special
goes	beautiful
together	couldn't
does	either
friend	thought
enough	they're
should	while
you're	themselves
through	without
ready	probably
	yourself

Word List H	
near	question
everything	against
wouldn't	old
need	happen
kind	several
different	someone
myself	slowly
everyone	follow
few	better
being	since
really	answer
understand	plan
	wanted

My Reading Comprehension Strategies

Align Left

Making Predictions



I Can Make a Prediction

Making Connections



I Can Make a Connection:
Text to Self, Text to Text
Text to World

Asking Questions



I am Wondering...

Visualizing



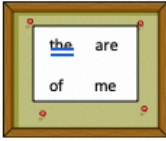
I Can Make a
Movie in my Mind

Synthesizing



Wow!!
I Learned Something New

My Reading Strategies



Look for WORD WALL WORDS



Look at the PICTURE and
the FIRST LETTER



Get my MOUTH READY

BOOK
↑↑↑↑

CHECK all the LETTERS



LOOK for CHUNKS



SKIP, READ ON, GO BACK



Does it MAKE SENSE?